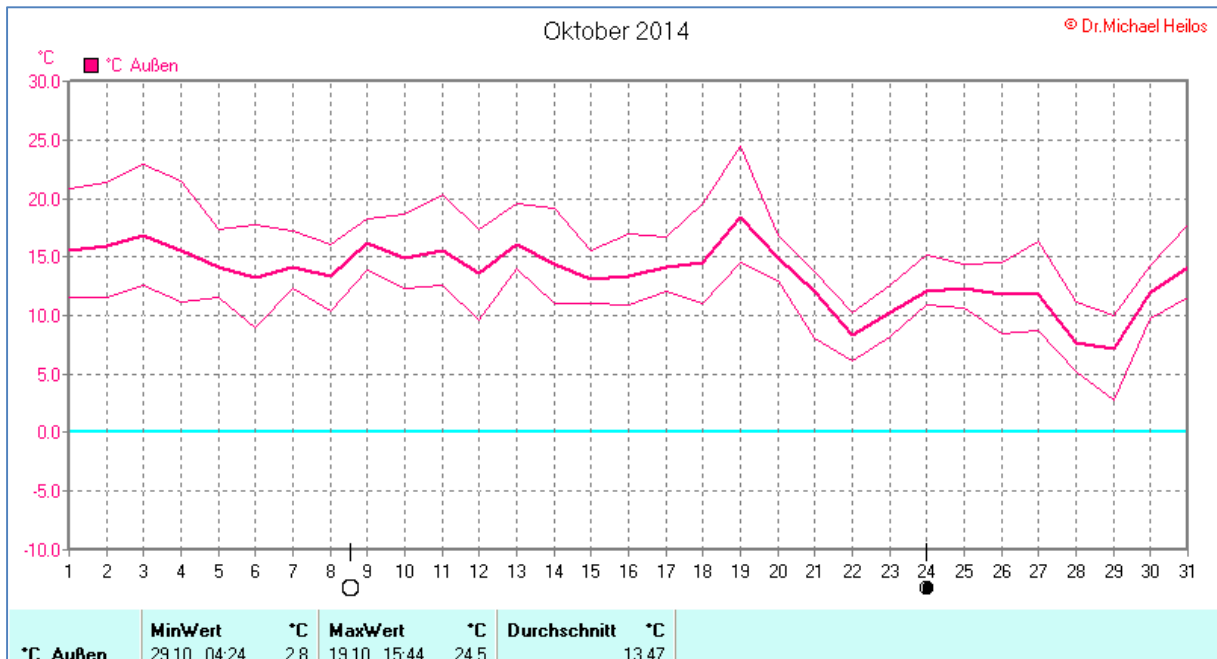
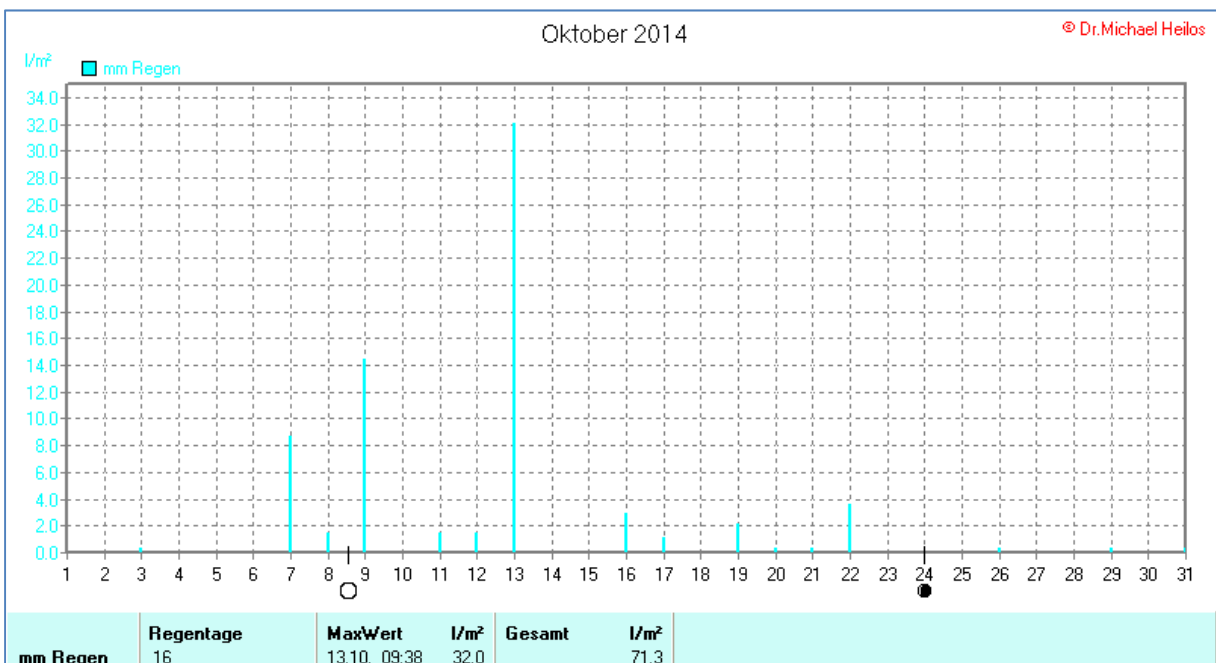
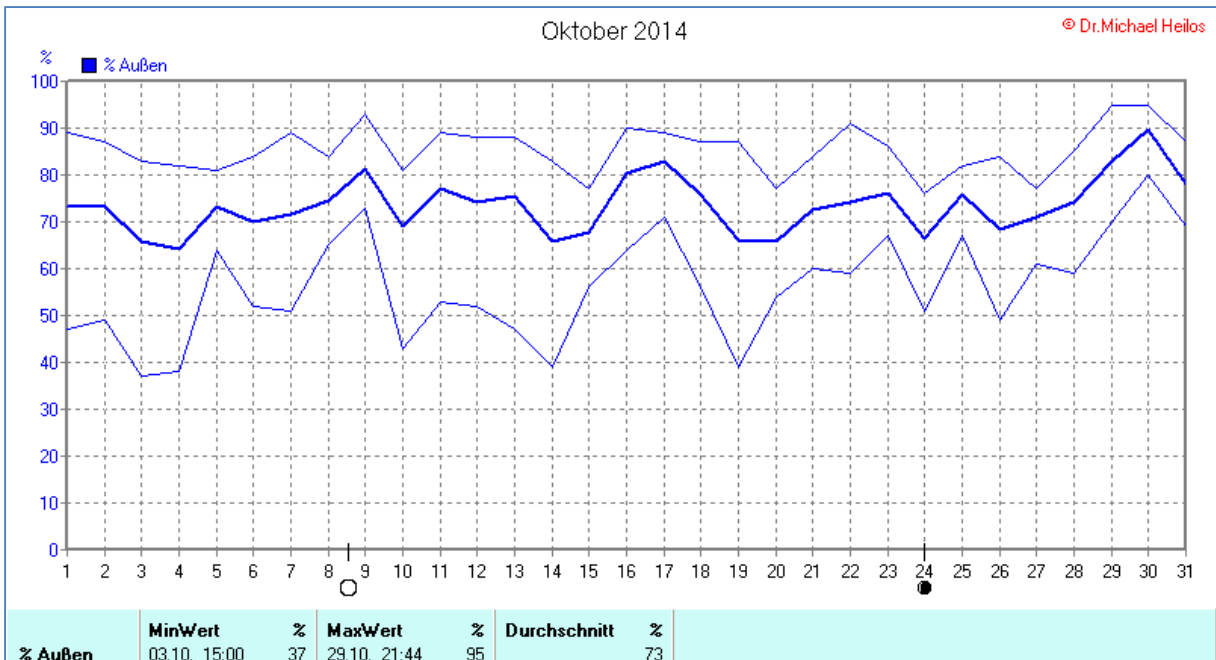
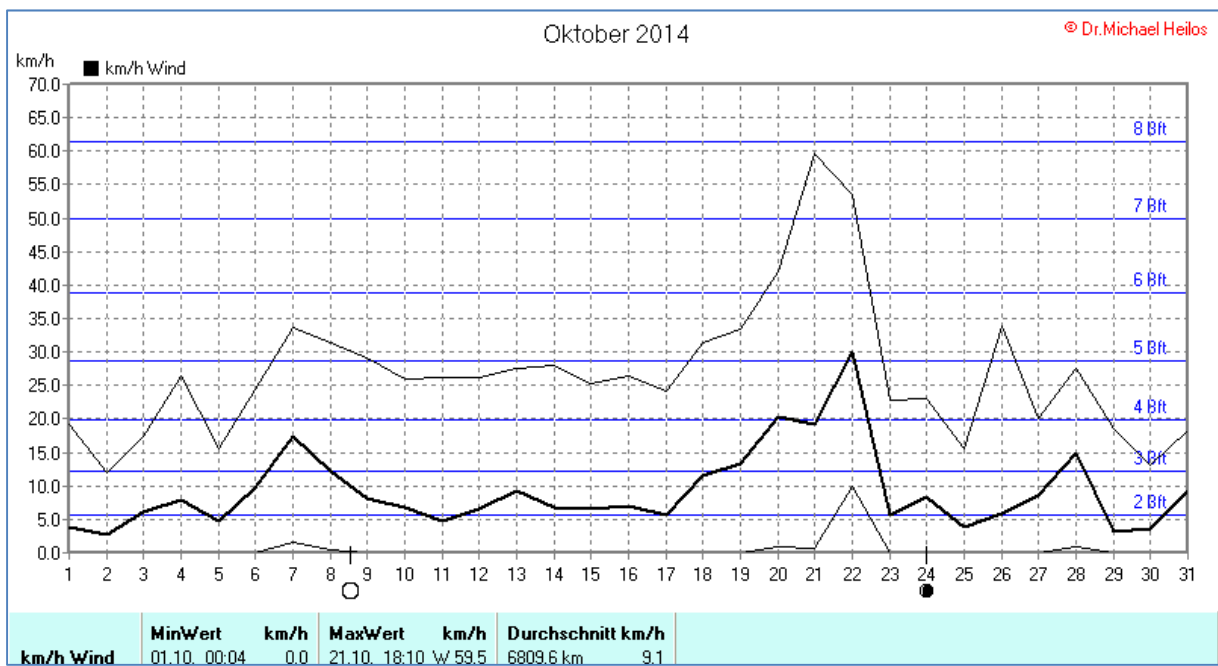
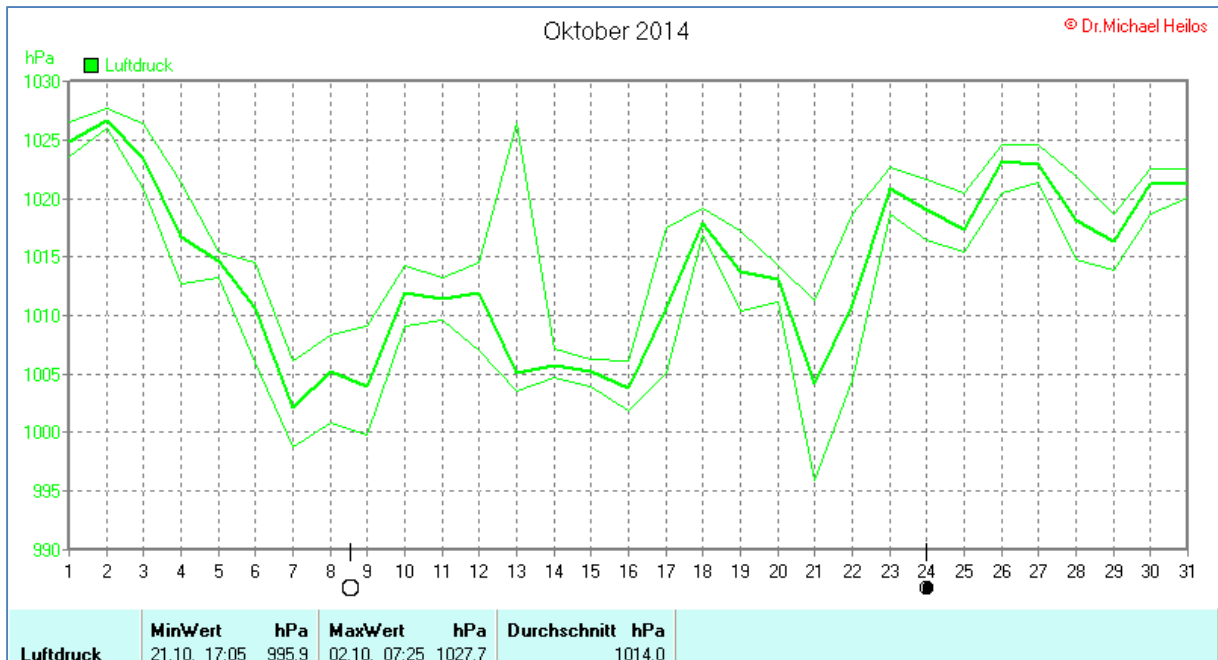


## Wettertabelle und Grafiken Oktober 2014 Station Borchten

Wetterdaten Oktober 2014 Station Borchten							
© Dr.Michael Heilos							
Meßgröße	Minimum	Zeit	Datum	Maximum	Zeit	Datum	Durchschnitt
Temperatur	2,8 °C	04:24	29.10.2014	24,5 °C	15:44	19.10.2014	13,5 °C
Luftfeuchte	37 %	15:00	03.10.2014	95 %	21:44	29.10.2014	73 %
Luftdruck	995,9 hPa	17:05	21.10.2014	1027,7 hPa	07:25	02.10.2014	1014,0 hPa
Wind km/h				59,5 km/h	18:10	21.10.2014	9,1 km/h
Wind °				W	18:10	21.10.2014	O-SO
Regen l/m²				32,0 l/m²	09:38	13.10.2014	#71,280 l/m²
Evapotransp.							#52,149 l/m²

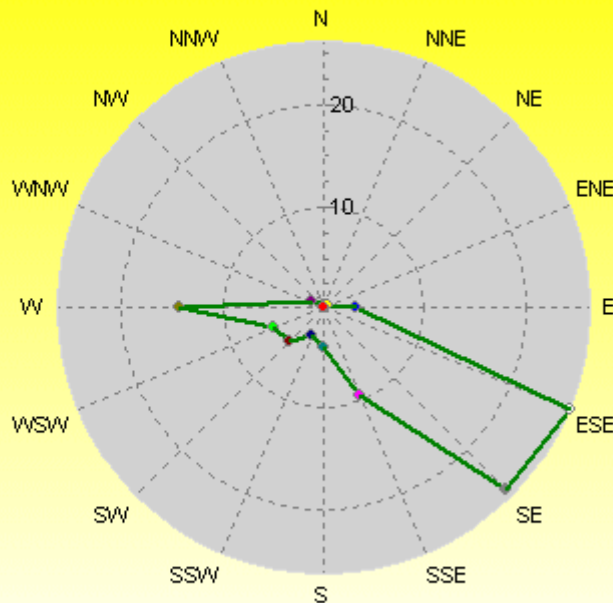






### Verteilung Windrichtung Oktober 2014

Borchen, Kreis Paderborn



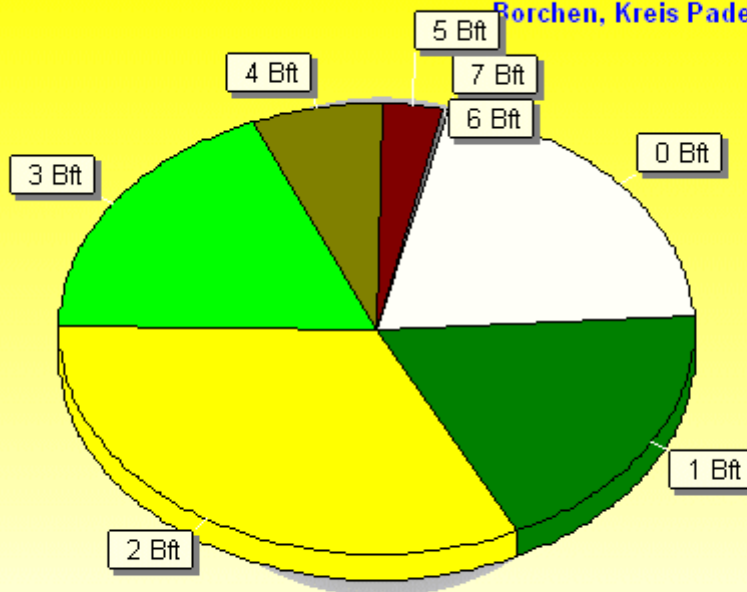
	%
N	0,13
N-NW	0,37
NW	0,60
W-NW	1,47
W	14,26
W-SW	5,53
SW	4,79
S-SW	3,16
S	4,17
S-SO	9,45
SO	25,58
O-SO	26,39
O	3,26
O-NO	0,49
NO	0,22
N-NO	0,13

7120 / 1833 Werte -> 20.5% Windstille - Ø 9,1km/h - Max. 59,5km/h - 6809.6 km

© WzWin32 - © Dr.Michael Heilos - Borchen

### Verteilung Windstärke Oktober 2014

Borchen, Kreis Paderborn



	%
7 Bft	0,02
6 Bft	0,34
5 Bft	2,87
4 Bft	6,82
3 Bft	18,32
2 Bft	32,40
1 Bft	18,75
0 Bft	20,47

8953 Werte - Ø 9,1km/h - Max. 59,5km/h - 6809.6 km

© WzWin32 - © Dr.Michael Heilos - Borchen

Oktober 2014

© Dr. Michael Heilos

