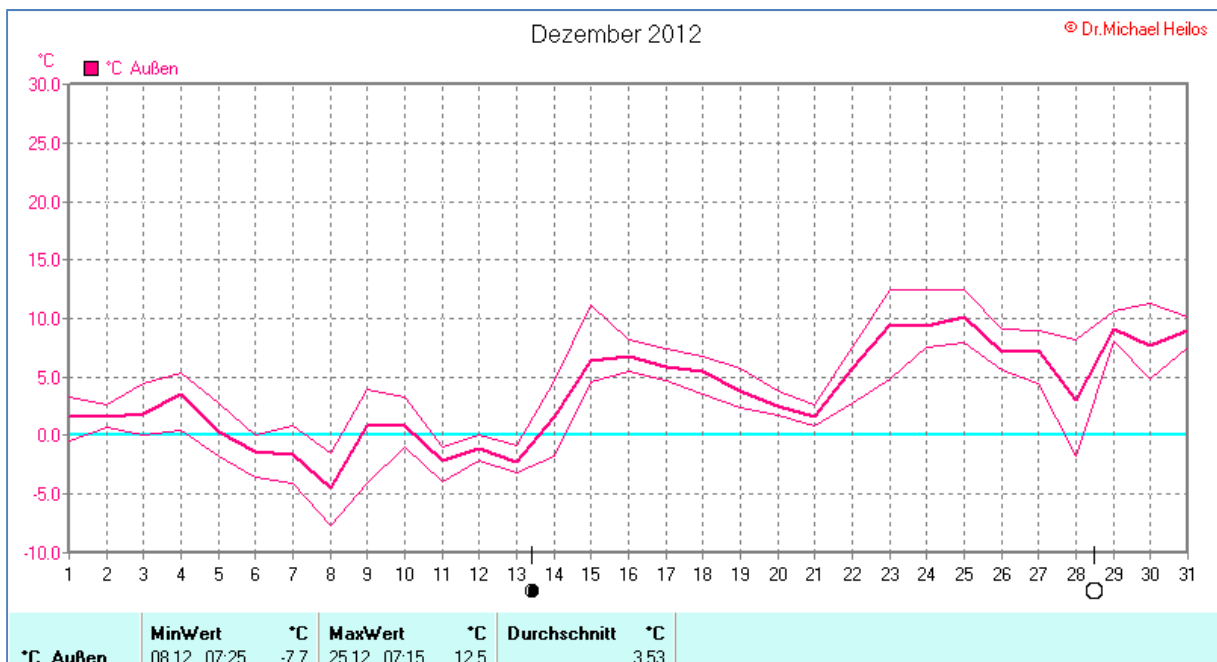


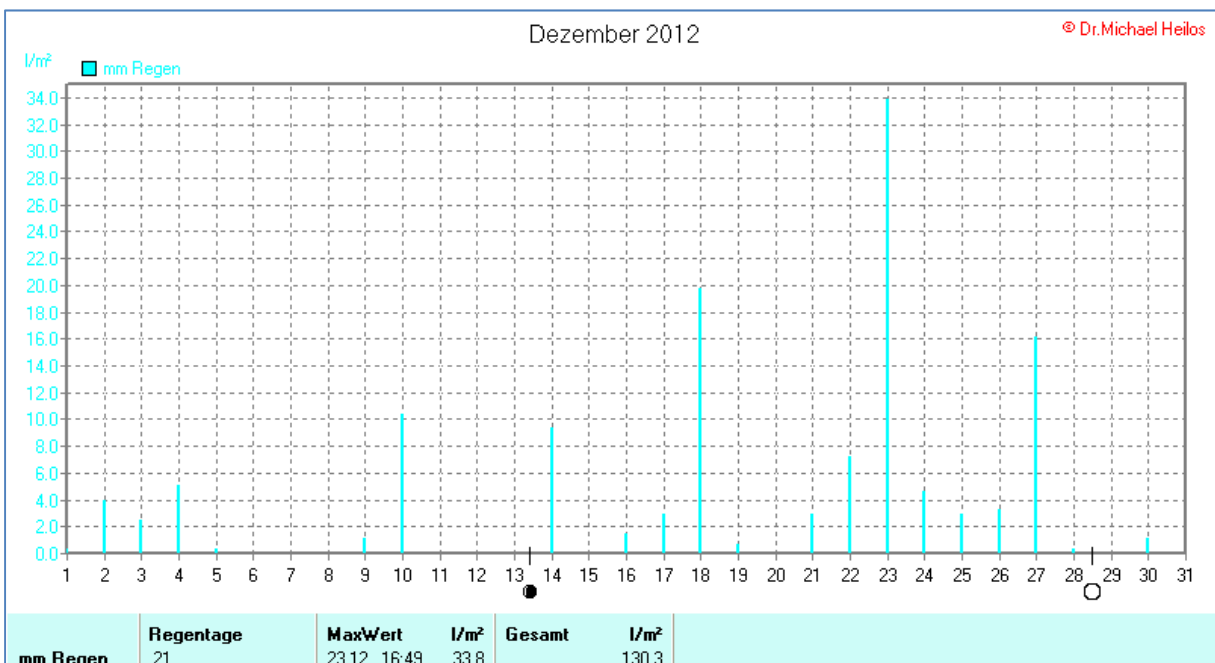
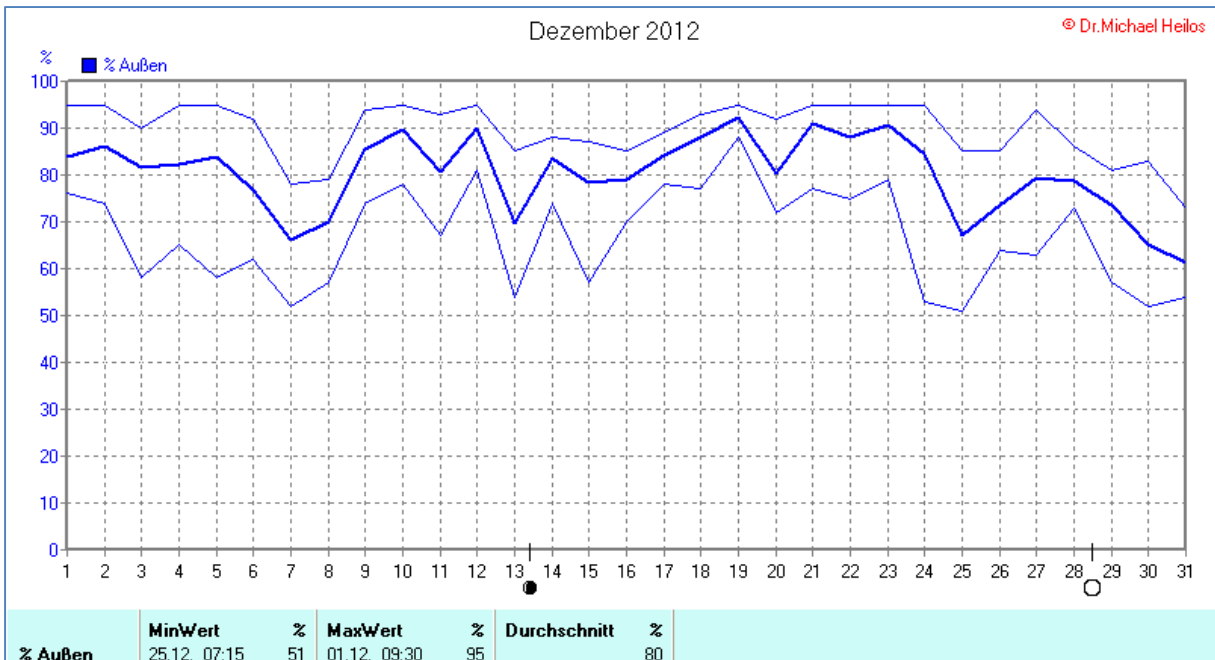
Wettertabelle und Grafiken Dezember 2012 Station Borchsen

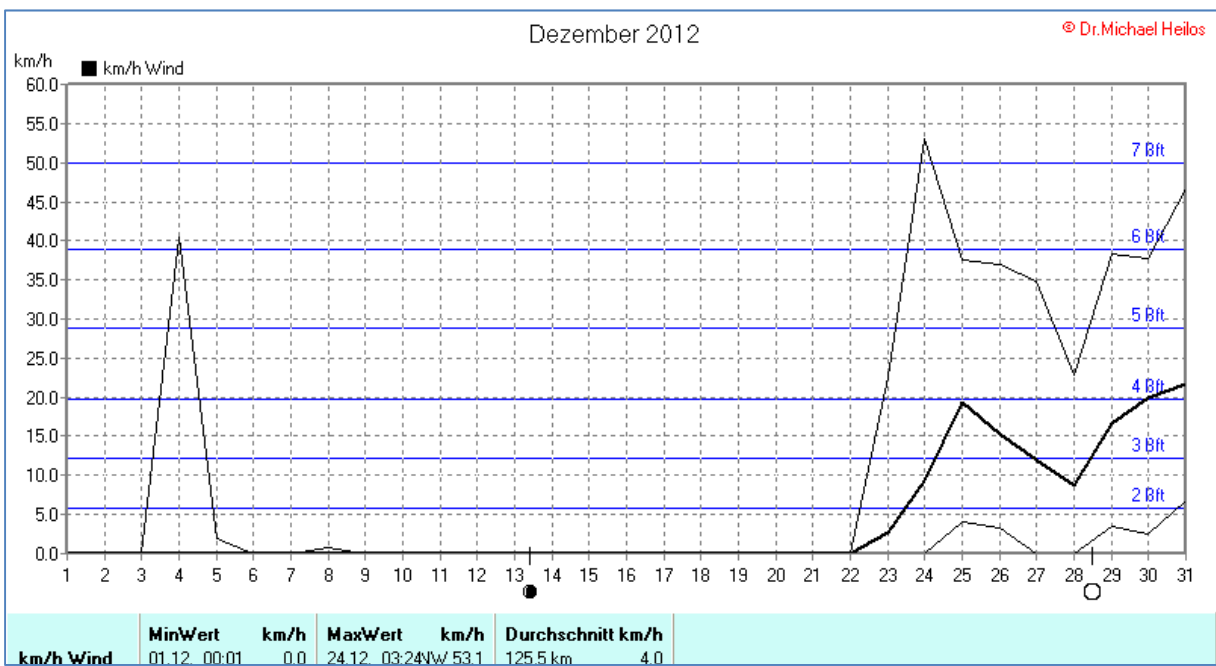
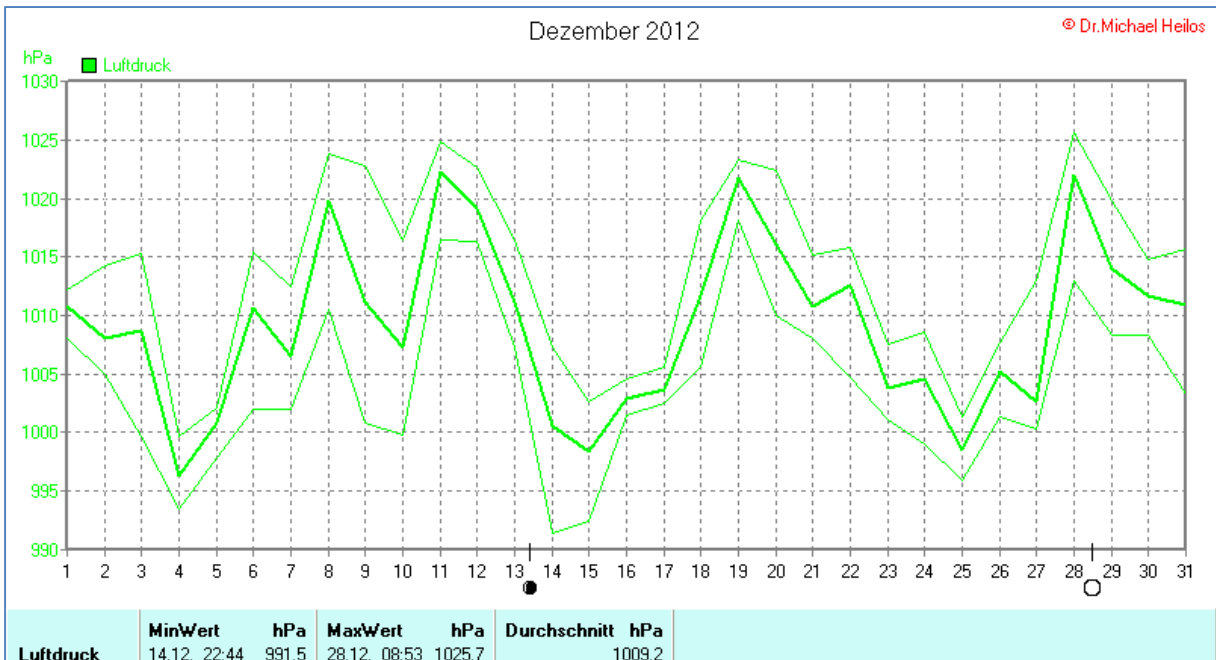
Wetterdaten Dezember 2012 Station Borchsen

© Dr. Michael Heilos

| Meßgröße | Minimum | Zeit | Datum | Maximum | Zeit | Datum | Durchschnitt |
|------------------------|-----------|-------|------------|-----------------------|-------|------------|---------------------------|
| Temperatur | -7,7 °C | 07:25 | 08.12.2012 | 12,5 °C | 07:15 | 25.12.2012 | 3,5 °C |
| Taupunkt | -12,2 °C | 07:25 | 08.12.2012 | 11,2 °C | 14:49 | 23.12.2012 | 0,3 °C |
| Windchill | -10,1 °C | 02:41 | 04.12.2012 | 12,4 °C | 15:29 | 23.12.2012 | 2,2 °C |
| Luftfeuchte | 51% | 07:15 | 25.12.2012 | 95% | 09:30 | 01.12.2012 | 80% |
| Luftdruck | 991,5 hPa | 22:44 | 14.12.2012 | 1025,7 hPa | 08:53 | 28.12.2012 | 1009,2 hPa |
| Wind km/h | | | | 53,1 km/h | 03:24 | 24.12.2012 | 4,0 km/h |
| Wind ° | | | | N-NW | 03:24 | 24.12.2012 | N-NW |
| Wind Verlauf | | | | | | | #3012,2 km |
| Regen l/m ² | | | | 33,8 l/m ² | 16:49 | 23.12.2012 | #130,320 l/m ² |
| Evapotrans. | | | | | | | #7,003 l/m ² |
| Sonne h | | | | 1,40 h | 16:01 | 02.12.2012 | #34:43 h |

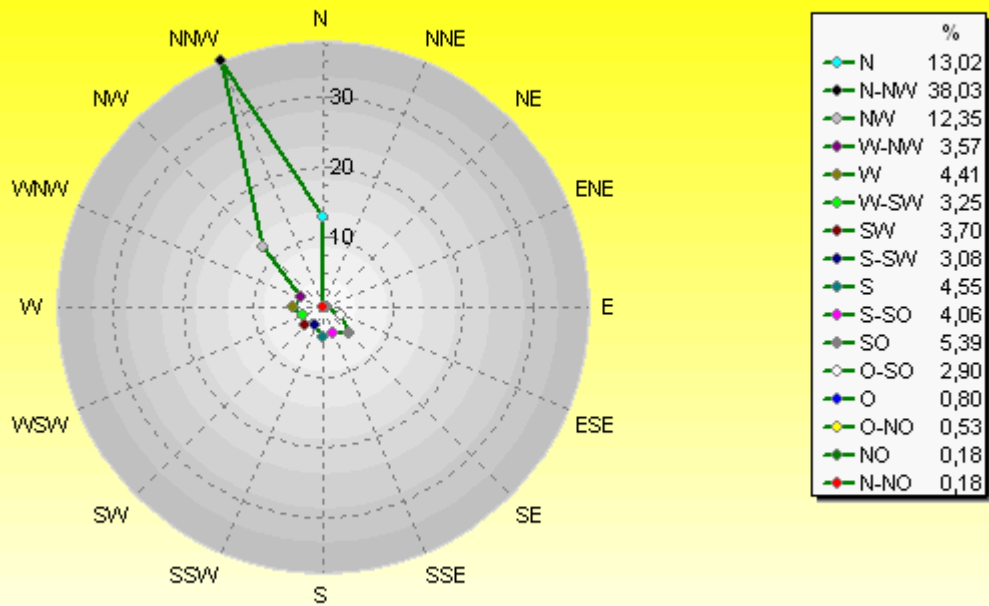






Verteilung Windrichtung Dezember 2012

Borchen, Kreis Paderborn

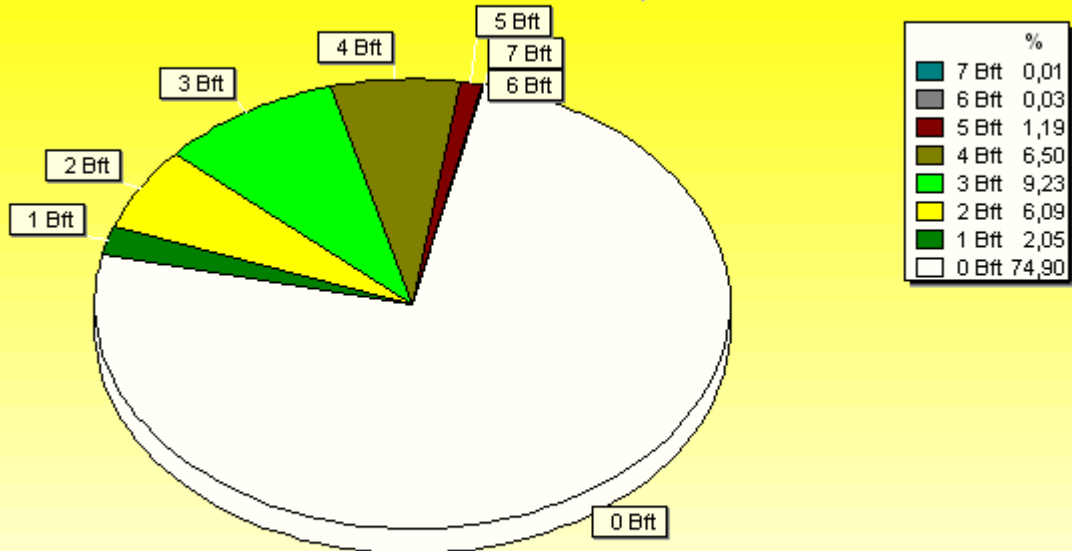


2243 / 6694 Werte -> 74,9% Windstille - Ø 4,0km/h - Max. 53,1km/h - 3012,2 km

© WzWin32 - © Dr.Michael Heilos - Borchen

Verteilung Windstärke Dezember 2012

Borchen, Kreis Paderborn



8937 Werte - Ø 4,0km/h - Max. 53,1km/h - 3012,2 km

© WzWin32 - © Dr.Michael Heilos - Borchen

Dezember 2012

© Dr. Michael Heilos

